

Lipo dissolve: is an Injectable Double Chin Reduction, lipo dissolve is a nonsurgical injection technique used to reduce excess fat beneath the chin also destroys fat cells in the treatment area under the chin to improve your profile.

### What is lipo dissolve used for?

Deoxycholic acid is a manmade form of a substance your body makes that helps to absorb fats. Deoxycholic acid works by destroying fat cells where it is injected into the body. Lipo dissolve injection is used to help decrease the appearance of fat that hangs below the chin, sometimes called a double-chin.

### Does lipo dissolve tighten skin?

Lipo dissolve, does not tighten skin, but melts away excess under-chin fat, restoring youthful definition at the jawline. If your facial skin is still firm and elastic, it will contract on its own as the fatty deposits melt away.

### How often can you do lipo dissolve?

Multiple sessions are usually needed, and six treatments are the maximum for lipo dissolve. Your provider may recommend one injection per month over a six-month timeframe. At minimum, you'll need to wait one month between lipo dissolve sessions.

### What should you not do before lipo dissolve?

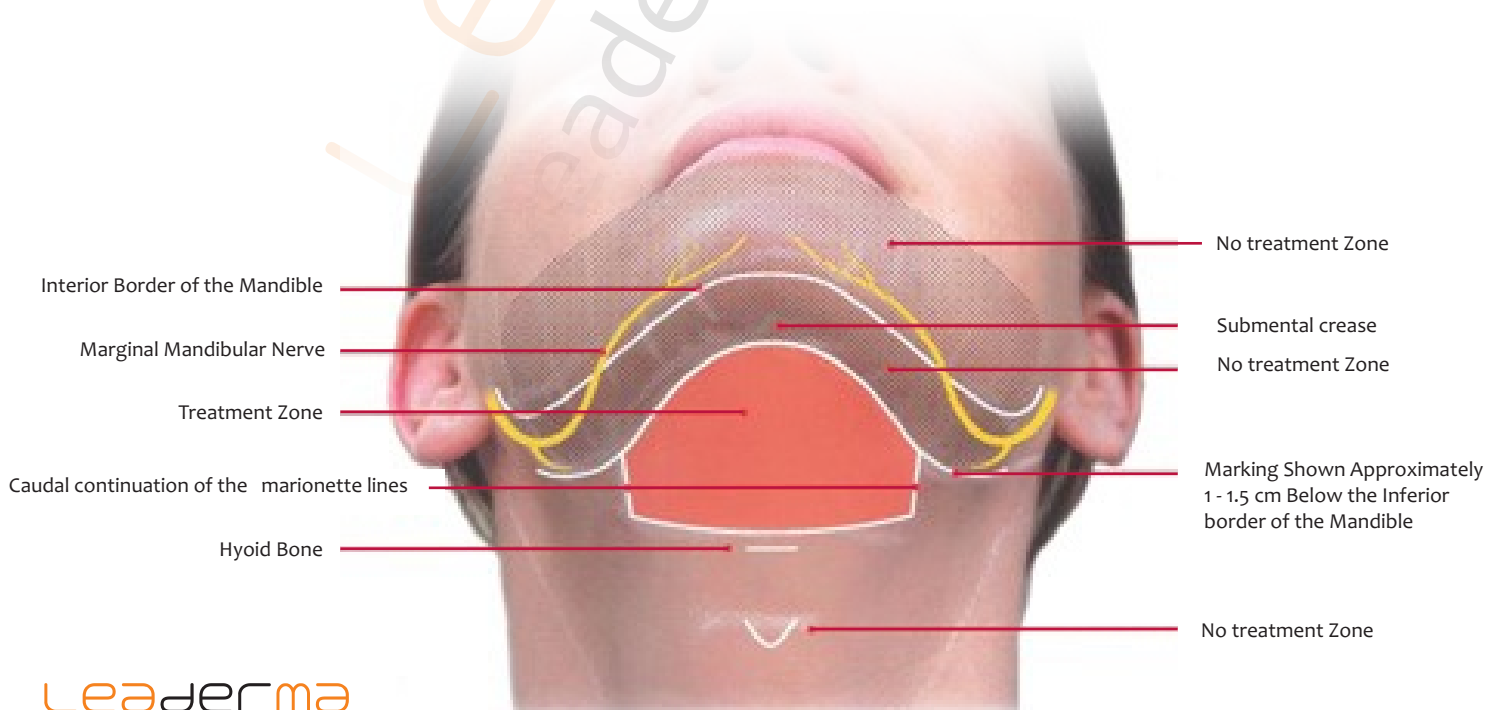
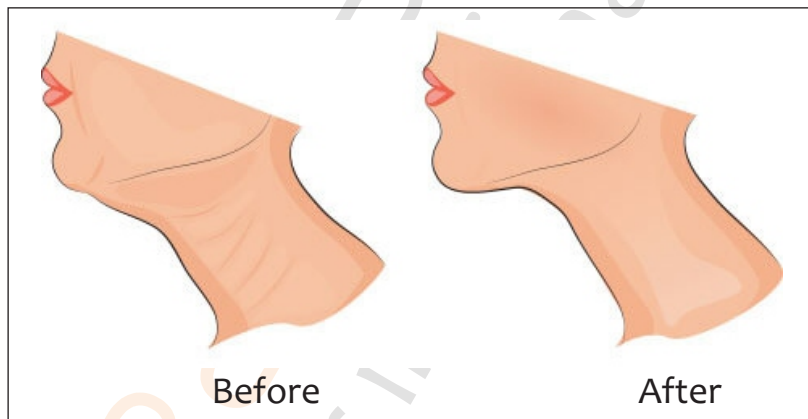
For optimal results and to decrease the chance of bruising at the injection site, please avoid all blood thinning medications and supplements for 1 week prior to your lipo dissolve appointment. Avoid taking Aspirin.

### How long after lipo dissolve will I see results?

Lipo dissolve results appear about four to six weeks after treatment.

### What should I avoid after lipo dissolve?

Avoid vigorous exercise, sun and heat exposure for 3-5 days after treatment. Avoid Aspirin, Motrin, Gingko Biloba, Garlic, Flax Oil, Cod Liver Oil, Vitamin A, Vitamin E or any other essential fatty acids at least 3 days to 1 week after treatment. These items may increase bleeding and bruising.





### **lipo dissolve Deoxycholate + PRO PPC**

5 ml / 0,17 Fl. Oz x 10 ampoule

Phototypes I-VI

Lipo Dissolve Deoxycholate + PPC PRO are ready made cocktails that helps to dissolve the unwanted fat under your skin. The treatment involves multiple deeper injections on the target area. The procedure is performed by experienced professional.

#### **Indication**

- Localised fat / lipo dissolve effect
- Double chin
- Love handle
- Inner thighs
- Underarms
- Belly
- Gynecomastia

#### **Ingredients**

Aqua / Water, Sodium Benzoate, Caffeine, Alcohol Denat., Phosphatidylcholine, Sodium Deoxycholate, Cynara Scolymus Leaf Extract, Benzyl Alcohol, Equisetum Arvense Extract, Disodium EDTA, Sodium Hydroxide.

Say  
Goodbye  
to your double chin!



#### **Related Products:**

[\\*Notox serum](#)

[\\*Skin DNA serum](#)

[\\*Wrinkle repair serum](#)

[\\*DMAE anti aging cream](#)

## STEP 1 : CLEANSING

### activator Pre-treatment Gel

Rinse the target area with water. Apply the product gently and massage for 1-2 minutes. Remove with a soft damp cloth or rinse gently with water. Your skin is ready for the treatment.

Non greasy. Alcohol-free. Avoid in sensitive , reactive skin and eye contour.



## STEP 2 : MARKING

### marking using a medical pen

Mark the area using a medical pen with a gap of 10 mm from one point to another.



## STEP 3 : PREPATION 1

### syring

Load the multiple syringes containing total of 5 ml (1 ampoule)

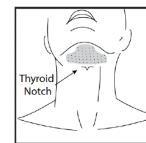


## STEP 4 : UNDERSTANDING INJECTION SITE

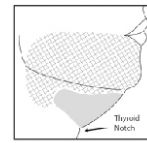
### identify injection site carefully

Identify the injection site carefully and inject the product carefully using 90 degree technique.

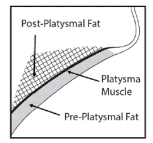
Make sure to avoid the NO FLY ZONE.



■ Treatment Area  
■ Injection Pattern



■ Treatment Area  
■ No Injection



Post-Platsmal Fat  
Platsma Muscle  
Pre-Platsmal Fat

## STEP 5 : NANOSERUM (post-treatment Care)

### nanoserum

Apply gently a thin layer of skin DNA repair nanoserum on the treatment area.



**Personal Care (prescription)** : Physician may prescribe Leaderma personal care products for continuing the treatments at home.

**Disclaimer:** All professional treatments are strictly recommended to be performed by certified physicians. Leaderma Inc. or any of its subsidiaries, distributors, associates, etc. do not guarantee treatment results and are not responsible for any adverse effects on clients. Some products may not be available in your country.